



KBA Year 7-10 Knowledge Organisers

EXAMPLES AND INFORMATION FOR STUDENTS AND PARENTS

Year 7 - Knowledge Organiser #1

Mid-Year Assessments September to January/February



Kettering Buccleuch Academy 2019-2020

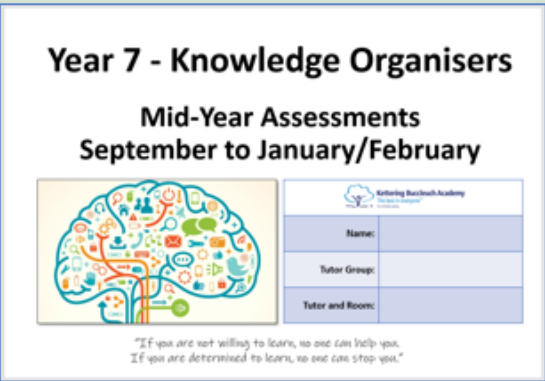

Name:	
Tutor Group:	
Tutor and Room:	

"If you are not willing to learn, no one can help you.
If you are determined to learn, no one can stop you."

2 Knowledge Organisers per year for every year group.

- #1 Sep-Jan
- #2 Jan-July

Your Knowledge Organiser and Self Quizzing Book

Knowledge Organisers	Self Quizzing Book
 <p>Year 7 - Knowledge Organisers</p> <p>Mid-Year Assessments September to January/February</p> <p><i>"If you are not willing to learn, no one can help you. If you are determined to learn, no one can stop you."</i></p>	 <p>Self-quizzing Book</p> <p><i>Your destination in your hands Excellence is a habit</i></p>
<p>Knowledge Organisers contain critical, fundamental knowledge that you MUST know in order to be successful in Year 7 and subsequent years.</p> <p>They will help you recap, revisit and revise what you have learnt in lessons in order to move the knowledge within from your short-term memory to long term memory.</p>	<p>This is the book that <u>all</u> Knowledge Organiser homework is to be completed in.</p> <p>You must follow the simple rules as to how they are to be used.</p>

You must bring your Knowledge Organiser and Self Quizzing Book to every lesson and place it on your desk at the beginning of each lesson.

You must keep all of your Knowledge Organisers and Self Quizzing Books because the fundamental knowledge required in Year 7 will also be required in years 8-11

Knowledge Organisers are NOT a replacement for revision guides but they include the fundamental knowledge that ALL students in Year 7 require.

Tutors, please check every morning and liaise with home if a consistent issue. Subject teachers, please communicate with tutor if a consistent issue.

2 Knowledge Organisers per year for every year group.

- #1 Sep-Jan
- #2 Jan-July

Very Important for staff and students to appreciate this!

How do I complete Knowledge Organiser homeworks?

You will be set a **MINIMUM** of 2 Knowledge Organiser homeworks in every subject each half term

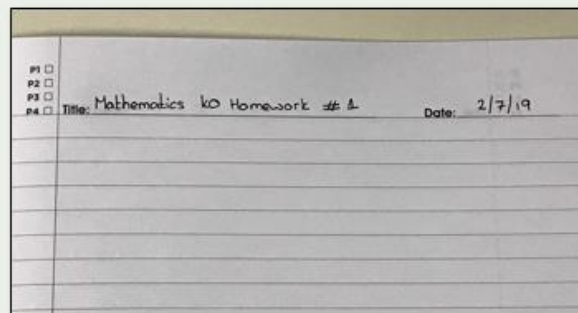
Step 1

Check SMHW and identify what words/definitions/facts you have been asked to learn.



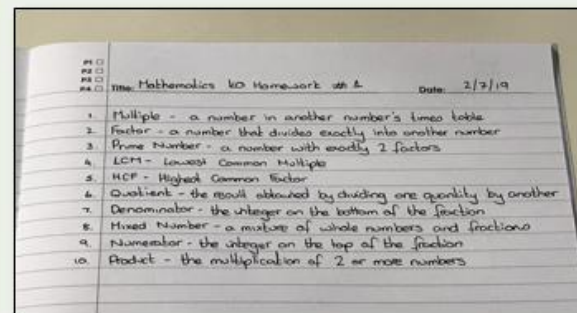
Step 2

Write today's date and the title from your Knowledge Organiser.




Step 3

Write out the keywords/definitions/facts you have been set from SMHW in **FULL**.




Step 4

Cover the definitions in your SELF QUIZZING BOOK, apart from the first. **Read it, Cover it, Say it** in your head, check it....**REPEAT** until confident.



Step 5

Cover up ALL the definitions/facts and write them out from memory in your SELF QUIZZING BOOK.



Step 6

Check your answers and correct where required. Repeat Steps 4 to 6 until you are confident.

You will be **tested** on the 10 words/definitions/facts as a starter activity in your lesson on the day that the homework is due.

This will be completed in your normal exercise book and you will mark it in class.

Knowledge Organiser are about...

- Information recall
- Learning by repetition
- Students having access to the FUNDAMENTAL knowledge that underpins the skills you teach in your lessons.

Year 7 Knowledge Organiser #1 - Contents

Page	Subject	Topics Included
1		Your Knowledge Organiser and Self Quizzing Book
2		How do I complete Knowledge Organiser homeworks?
3	KBA Literacy	Whole school literacy fundamentals
4	KBA Literacy	Whole school literacy fundamentals
5	Art	The formal elements, colour theory etc...
6	Art	Art forms in nature, Karl Blossfeldt
7	Drama	Mime, Key Words and definitions
8	Drama	Key words and definitions
9	English	Treasure Island
10	English	Wolves of Willoughby Chase
11	English	War and Conflict – The diary of Ann Frank
12	French	Structures, sentence starters, tenses...
13	French	Key vocab per module
14	Geography	Understanding the world, maps and factors
15	Geography	How to measure growth, the world of work etc...
16	German	Structures, sentence starters, tenses...
17	German	Key vocab per module
18	History	The Normans, Challengers to the throne in 1066

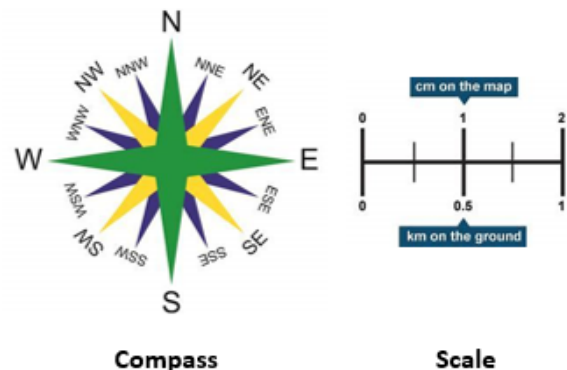
Page	Subject	Topics Included
19	History	Medieval Religion, Monks, Priests and the Crusades
20	Literacy	Up-levelling your writing
21	Literacy	Year 7 and 8 high-frequency words
22	Mathematics	Place value, Fractions decimal and percentages
23	Mathematics	Measures, number sequences and estimation
24	Mathematics	Angles facts and definitions and Shapes/Polygons
25	Music	The Elements of music
26	Music	Key terminology and definitions
27	Phys Ed	Health & Fitness and Fitness Components
28	PRE	Religion – Essential Knowledge
29	PRE	Religion – Essential Knowledge
30	Science	Particles 7CP
31	Science	Particles 7BC
32	Science	Particles 7PE
33	Spanish	Structures, sentence starters, tenses...
34	Spanish	Key vocab per module

1. Maps key words:

- **Scale:** The ratio of the distance on the map, to the distance in real life.
- **Direction:** which way things are going, or located. Usually shown using a compass.
- **Distance:** How far something is. Shown in either metres /kilometres.
- **Relief:** The height and shape of the land.
- **Contour lines:** The lines used to show height on a map – shown using metres above sea level.
- **Key:** The explanation of symbols used on a map.

2. Understanding the world:

- **Equator:** The line that divides the northern and southern hemispheres
- **Longitude:** The lines that pass vertically through the world showing East and West. Also used to identify time zones. E.g. Greenwich Meridian
- **Latitude:** The lines that pass horizontally through the world showing North and South. E.g. **Tropic of Cancer** and **Tropic of Capricorn**.
- **Continent:** Each country is part of a continent. There are 7 globally:
 - Africa
 - Antarctica
 - Europe
 - North America
 - South America
 - Asia
 - Australasia/Oceania.
- **Ocean:** A large body of water. There are 5 major oceans globally:
 - Arctic, Southern, Pacific, Atlantic, Indian
- **Settlement:** A city, town, village or hamlet.
- **Population density:** How many people live per km²
- **Densely populated:** Lots of people living per km² (e.g. East coast of USA).
- **Sparsely populated:** Few people living per km² (e.g. Northern Russia).



Continents, latitude and longitude.

3. Knowing how to define factors in Geography:

- **Human:** The influence of people on things. E.g. Human causes of flooding, or human causes of deforestation, or human built settlements.
- **Physical:** The natural things in the world. E.g. Mountains, rivers, oceans, beaches; or physical causes of flooding, physical causes of deforestation.
- **Social:** Any element that relates to humans.
- **Economic:** Any element that relates to money.
- **Environmental:** Any element that relates to nature.
- **Political:** Any element that relates to the government.

1. Scale
2. Direction
3. Distance
4. Relief
5. Contour lines
6. Key

Example Homework for Self quizzing

Geography Knowledge Organiser Homework #1

Due in 12th September

On Thursday 12th September your low stakes quiz will be on the following five words. Learn the definitions of the following 5 words.

1. Scale
2. Direction
3. Distance
4. Relief
5. Contour lines
6. Key

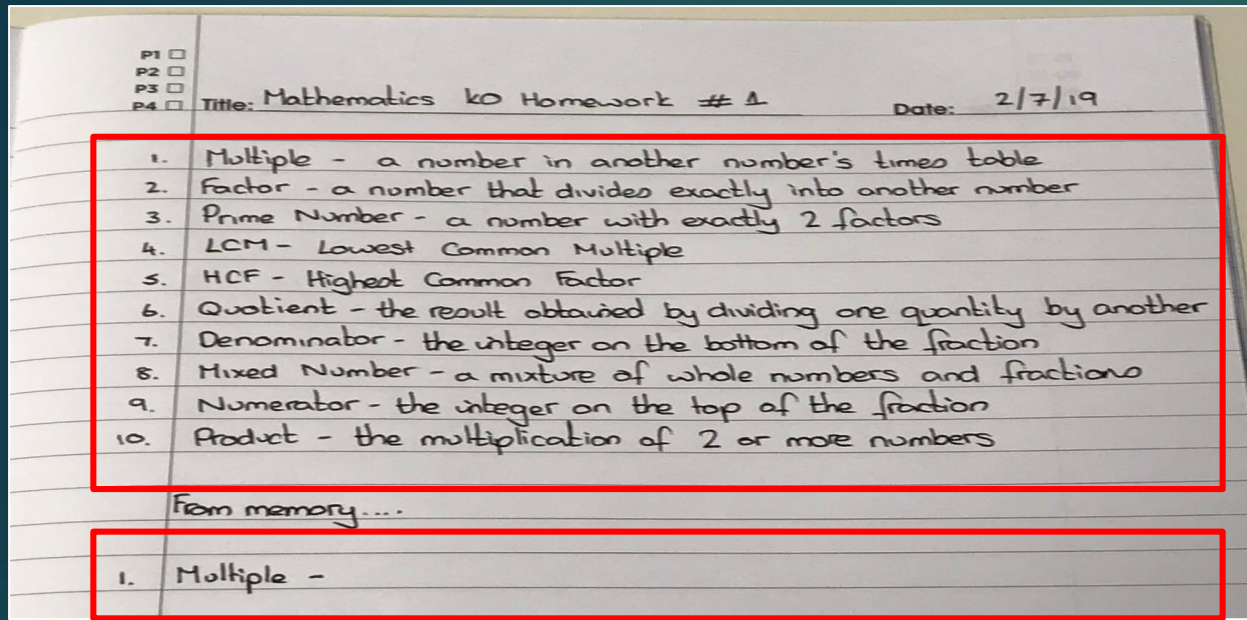
These can be found on page 14 of your Year 7 Knowledge Organiser

Students have completed the homework if...

- There is evidence in their self-quizzing books that they have followed the steps and written the list of words/definitions out AT LEAST twice.
- No marking is necessary

In the following lesson, the first 10 minutes are handed over to the Low Stakes Quiz that will...

1. Be completed in their normal book
2. Be completed from memory
3. Marked as a class



After Read It, Cover It, Say It process
is complete then...from memory...
write out the definitions
UNDERNEATH your original work.

Repeat until confident!

List copied out NEATLY
with COMPLETE
definitions, no
abbreviations or
shortening of sentences





Students will have completed the homework if...

- There is evidence in their self-quizzing books that they have followed the steps and written the list of words/definitions out **AT LEAST TWICE**.
- No marking is necessary

In the following lesson, the first 10 minutes are handed over to the Low Stakes Quiz that will...

1. Be completed in their normal book
2. Be completed from memory
3. Marked as a class

When are students being told?

Year 7	Year 8	Year 9	Year 10																																
<div><div>Year 7 - Knowledge Organisers</div><div>Mid-Year Assessments September to January/February</div><div><table><tr><td colspan="2">Kettering Buccleuch Academy <small>The Best in Everyone!</small></td></tr><tr><td>Name:</td><td></td></tr><tr><td>Tutor Group:</td><td></td></tr><tr><td>Tutor and Room:</td><td></td></tr></table><p>"If you are not willing to learn, no one can help you. If you are determined to learn, no one can stop you."</p></div></div>	Kettering Buccleuch Academy <small>The Best in Everyone!</small>		Name:		Tutor Group:		Tutor and Room:		<div><div>Year 8 - Knowledge Organiser #1</div><div>Mid-Year Assessments September to January/February</div><div><table><tr><td colspan="2">Kettering Buccleuch Academy <small>The Best in Everyone!</small></td></tr><tr><td>Name:</td><td></td></tr><tr><td>Tutor Group:</td><td></td></tr><tr><td>Tutor and Room:</td><td></td></tr></table><p>"If you are not willing to learn, no one can help you. If you are determined to learn, no one can stop you."</p></div></div>	Kettering Buccleuch Academy <small>The Best in Everyone!</small>		Name:		Tutor Group:		Tutor and Room:		<div><div>Year 9 - Knowledge Organiser #1</div><div>Mid-Year Assessments September to January/February</div><div><table><tr><td colspan="2">Kettering Buccleuch Academy 2019-2020</td></tr><tr><td>Name:</td><td></td></tr><tr><td>Tutor Group:</td><td></td></tr><tr><td>Tutor and Room:</td><td></td></tr></table><p>"If you are not willing to learn, no one can help you. If you are determined to learn, no one can stop you."</p></div></div>	Kettering Buccleuch Academy 2019-2020		Name:		Tutor Group:		Tutor and Room:		<div><div>Year 10 - Knowledge Organiser #1</div><div>Mid-Year Assessments September to January/February</div><div><table><tr><td colspan="2">Kettering Buccleuch Academy <small>The Best in Everyone!</small></td></tr><tr><td>Name:</td><td></td></tr><tr><td>Tutor Group:</td><td></td></tr><tr><td>Tutor and Room:</td><td></td></tr></table><p>"If you are not willing to learn, no one can help you. If you are determined to learn, no one can stop you."</p></div></div>	Kettering Buccleuch Academy <small>The Best in Everyone!</small>		Name:		Tutor Group:		Tutor and Room:	
Kettering Buccleuch Academy <small>The Best in Everyone!</small>																																			
Name:																																			
Tutor Group:																																			
Tutor and Room:																																			
Kettering Buccleuch Academy <small>The Best in Everyone!</small>																																			
Name:																																			
Tutor Group:																																			
Tutor and Room:																																			
Kettering Buccleuch Academy 2019-2020																																			
Name:																																			
Tutor Group:																																			
Tutor and Room:																																			
Kettering Buccleuch Academy <small>The Best in Everyone!</small>																																			
Name:																																			
Tutor Group:																																			
Tutor and Room:																																			
Assembly on...	Assembly on...	Assembly on...	Assembly on...																																
Wednesday 11 th September	Tuesday 10 th September	Friday 13 th September	Thursday 12 th September																																

All parents will be sent a letter home on Friday after the final assembly.
This will include a copy of the instructions and pdf versions of ALL of the Knowledge Organisers.